

TECHNICAL BULLETIN



New!

New Primo Compact Software

NEW PRIMO COMPACT SOFTWARE

The Primo range are high-quality user-friendly coffee machines that are easy to maintain and last a long-time. The range is constantly reviewed using reliable technology to make improvements and renewing features and options.



For optimal operation of your Primo Compact, we recommend installing the latest software (V1.6).

- ✓ **New Features**
- ✓ **New Drink variations added**

You can download the new software directly from the Primo Compact WeSupport Site.

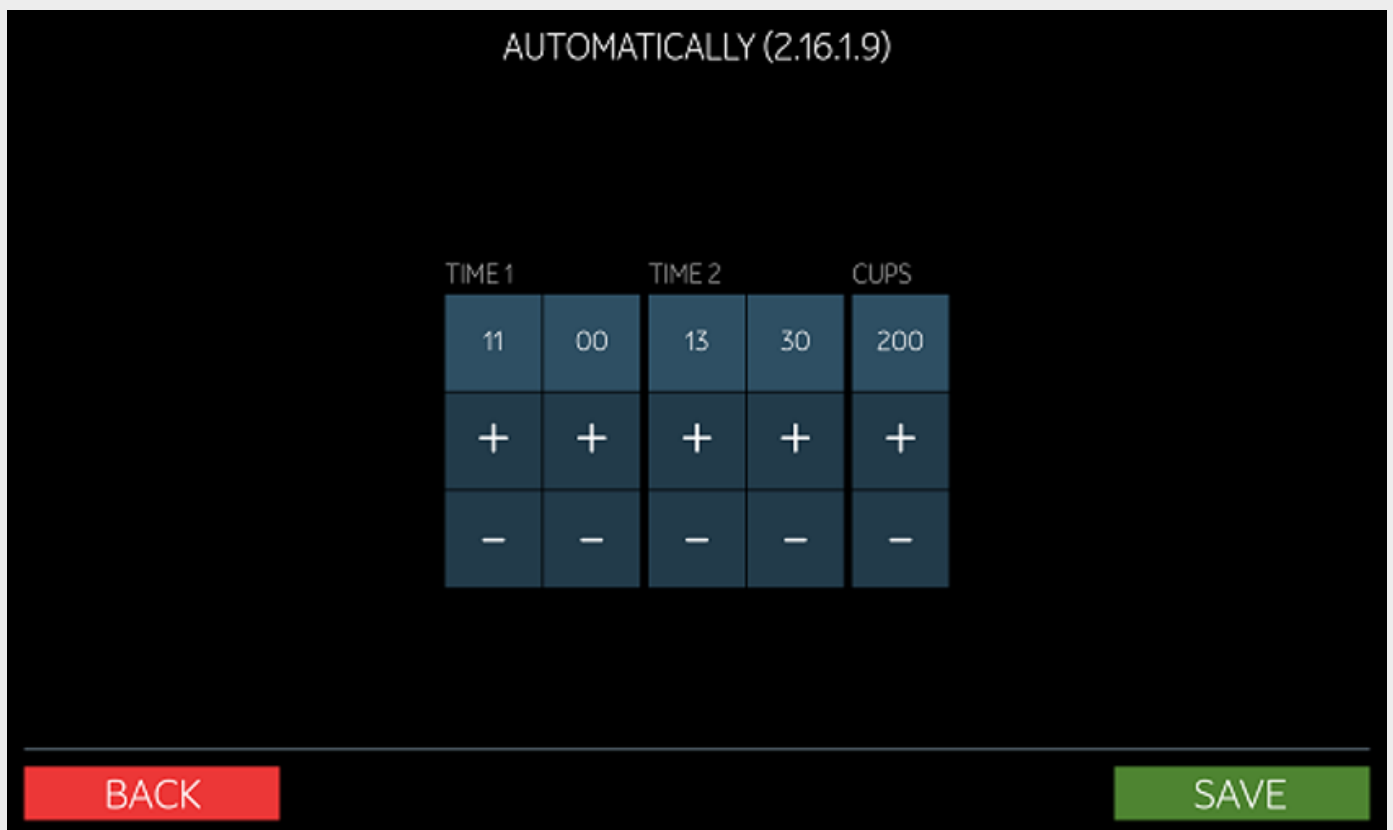
([www.https://www.support.westomatic.com/compact-service](https://www.support.westomatic.com/compact-service))

Auto Rinse:

You can now program the Primo to auto-rinse at two fixed times daily, where the machine automatically rinses the brewing unit and/or the mixer cup.

Or, the machine can be programmed to automatically rinse after a specific number of drinks dispensed.

With these features, you will always have a clean machine, without having to do a lot of work. A well-maintained coffee machine will last longer without errors, and the drink quality will not deteriorate.

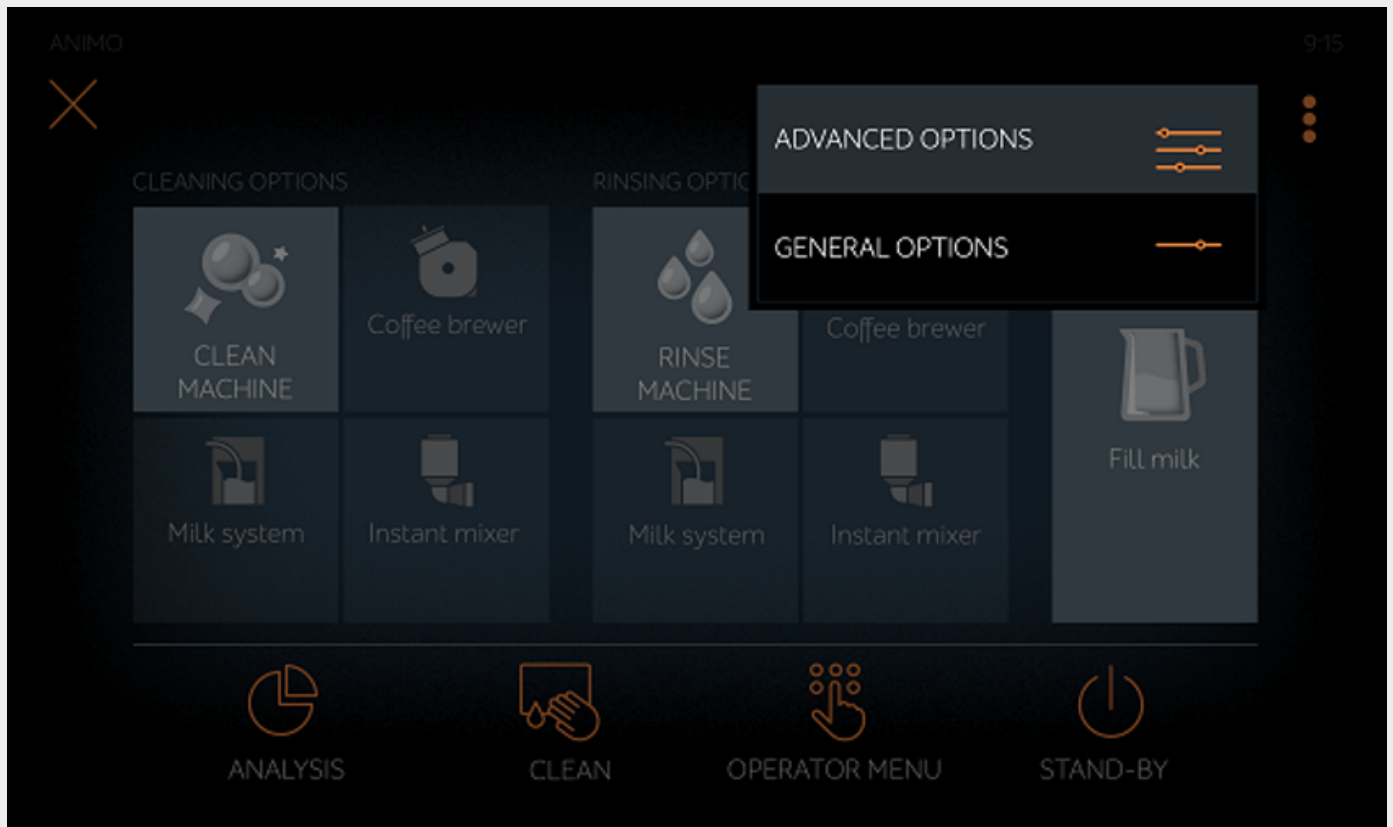


Adjustable in the Service Menu: 2.16.1/Automatically

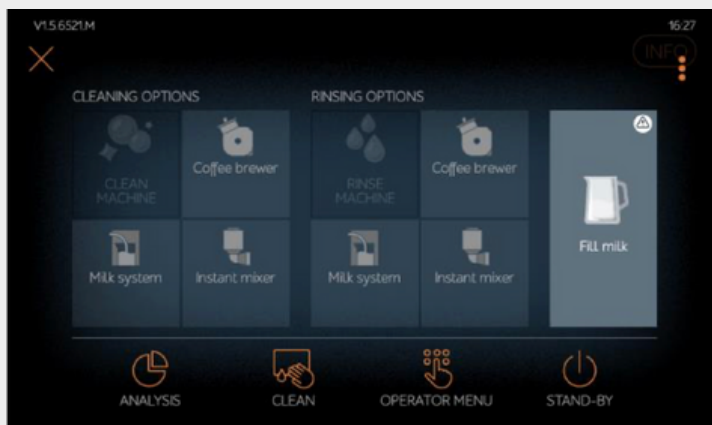


General / Advanced Cleaning:

Sometimes inexperienced people may need to clean the machine. The new software allows the machine to set a GENERAL cleaning program. The machine will go through all the steps needed for a clean machine. The machine can also be set to ADVANCED mode - giving more options for cleaning the machine to more personalised specifications.



Adjustable in User Menu (3 dots - top right corner)



Advanced Options



General Options

Comprehensive Animations:

Cleaning the machine is easy thanks to the comprehensive on-screen animations. Step by step, they explain and display which actions you need to perform. Nothing can go wrong, even with a change in users.

These animations can be switched off for experienced staff, making the process quicker and simpler.

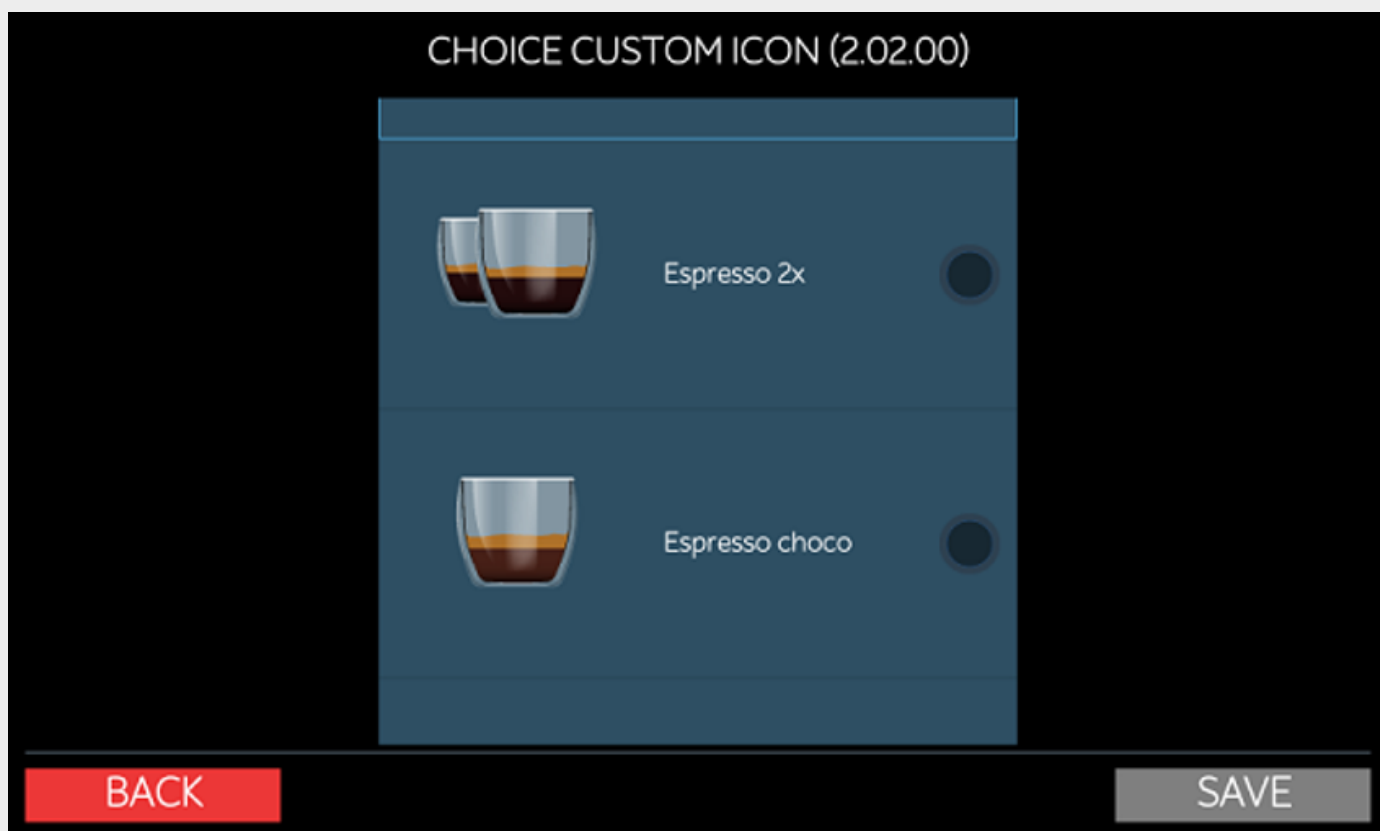


User menu / start of cleaning process / ON/OFF

Freedom of Choice of Icons:

Have you created a bespoke drink yourself and want to offer it on the home screen with a matching icon?

This is now possible - you can choose from a large library of icons that come as standard with the software.



Adjustable in the Service Menu 2.02. **.10

Milk Cleaning 24 + 2:

Do you have a Primo Compact with fresh Milk? Then it is imperative that you clean the milk system every 24 hours.

Sometimes, however things do not go to plan - the machine now gives you two hours of extra leeway. After these two hours, the fresh milk system is then disabled and the machine switches to powdered milk. Once you have cleaned the machine, it will work smoothly with milk again for 24 + 2 hours.

CLEANING (2.16.2)

| BREWER | | | | TIME MILK | |
|---|---|---|--|---|---|
| CUPS | - | + | 0 | 18:00 | |
| DAYS | - | + | 7 | + | + |
| MIXER | | | | - | - |
| CUPS | - | + | 0 | | |
| DAYS | - | + | 7 | RINSE BREWER AND MIXER AFTER CLEANING MILK SYSTEM <input checked="" type="checkbox"/> | |
| CLEANING OBLIGATED <input type="checkbox"/> | | | FIXED TIME <input checked="" type="checkbox"/> FLEXIBLE TIME | | |

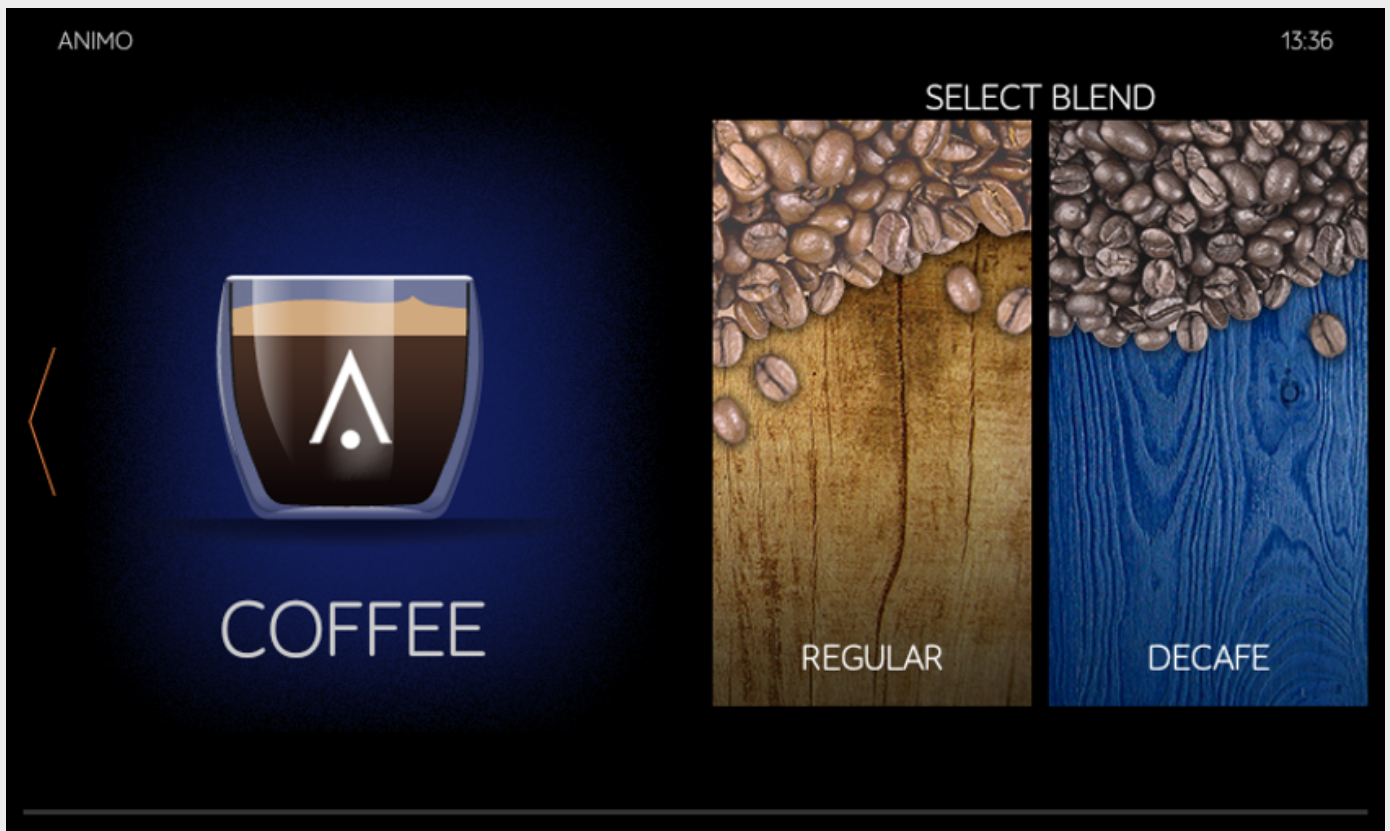
BACK **SAVE**

Adjustable in Service Menu 2.16.2 / flexible time

Decaff Models:

Decaffeinated bean models have been added to the software. Via a blend selection screen, each selected coffee option can be changed to a decaffeinated variant.

If desired, all caffeinated recipes can also be put directly onto the screen. The decaffeinated recipe icons are clearly recognisable by the blue label on the cup.



Select decaf model during installation